



Comité Paralímpico Español

SPANISH PARALYMPIC COMMITTEE

Assessment of results
Paralympic Athletes in SPC

ASPC European Forum 2016

César Carlavilla Cubillo
Senior Project Manager ADOP
Spanish Paralympic Committee



CONTENT

- 1. Historical review of Adapted Sport.**
- 2. Spanish Paralympic Committee, structure, federative representation and competences.**
- 3. Results of the Spanish Paralympic Team in Rio 2016.**
- 4. Paralympic Athletes in SPC.**



Comité Paralímpico Español

Historical review of Adapted Sport



Background of Paralympic Games

- ☐ The history of Paralympic Movement began in 1948 in the First Stoke-Mandeville Games, promoted by Sir Ludwig Guttmann.
- ☐ In 1960 the first Paralympic Games were organised in Rome 15 days after the Olympic Games ended.
- ☐ In 1964 the second Paralympic Games were also held in the same city as the Olympic ones, in Tokyo.





International Organisations of Disabled Sports

- ❑ **The first to be created was the ISMGF that covered disabled with spinal cord injury, founded by Sir Ludwig Guttmann in 1952**
- ❑ **Later on the following Federations we being founded:**
 - ❖ ISOD (Amputées and Les Autres) + ISMWSF = IWAS from January 2004
 - ❖ IBSA Blind
 - ❖ CP-ISRA Cerebral Palsy
 - ❖ INAS-FID Intellectually Disabled
 - ❖ CISS Deaf



Sports Organisations of Disabled Sport for the Disabled in Spain

- ❑ The first to be created was the Spanish Sports Federation of Disabled Sports (FEDM), founded by Mr. Juan Antonio Samaranch
- ❑ Since the enactment of the 1990 Act Adapted Sport in Spain is structured in five Federations representing each of the five disabilities:

- ❖ FEDDF Physical Disability
- ❖ FEDC Blind
- ❖ FEDPC Cerebral Palsy and Cerebral Injury
- ❖ FEDDI Intellectually Disabled
- ❖ FEDS Deaf





Background of the International Paralympic Committee

- ☐ In 1982 the International Coordination Committee (ICC), a body responsible for coordinating the International Federations of Disabled Sport, is created.
- ☐ The ICC lays the foundations of the start of Paralympic Sport worldwide.
- ☐ In the Closing Ceremony of Barcelona'92 Paralympic Games the ICC decide to end its existence and the International Paralympic Committee born in 1989 begins its activity.
- ☐ Barcelona Games are considered the beginning of the modern stage of Paralympic sport as we know it today.



Background of the Spanish Paralympic Committee

- ❑ **The 6th of September of 1995, at the headquarters of the Sports Council in Madrid, HRH Princess Elena opened the Constitutive Assembly of the Spanish Paralympic Committee. It is the start of a new era for the Paralympic Movement in Spain.**





Comité Paralímpico Español

Key date for the Paralympic Movement

- ❑ On June 19, 2001 the IOC and the IPC signed an agreement that ensured mutual cooperation between the institutions and ensured that the Organising Committees for the Olympic Games will also be responsible for organizing the Paralympic Games.



INTERNATIONAL
OLYMPIC
COMMITTEE





Comité Paralímpico Español

Spanish Paralympic Committee, structure, federative representation and competences



Organizational Structure of Spanish Paralympic Committee

General Assembly

The General Assembly is the highest body of representation and government.

Executive Board

The Executive Committee is the body responsible for implementing the decisions of the General Assembly and monitor their compliance.

Guarantee Commission

It is the body responsible for reporting on matters prejudicial to the interests of the CPE or contrary to law.

Permanent Commission

It is the body responsible for resolving issues whose proceedings are of urgent nature.



Management Structure

The CPE presents a hierarchical organizational structure that consists of a Chairman and a Secretary General, responsible for approving and controlling the actions taken by the Committee, and a managing director responsible for organizing and managing all the departments in which the Spanish Paralympic Committee is divided. These are:





Federative Representation in the NPC of Spain

Federations of Sport for the Disabled

❖ Paralympic Federations:

- Spanish Federation of Sport for people with Physical Impairment (FEDDF)
- Spanish Federation of Blind Sports (FEDC)
- Spanish Federation of Sports for persons with Cerebral Palsy and Cerebral Injury (FEDPC)
- Spanish Federation of Sport for persons with Intellectual Disability (FEDDI)

❖ Non-Paralympic Federations :

- Spanish Federation of Sport for the Deaf (FEDS)



Comité Paralímpico Español

Federative Representation in the NPC of Spain

One-Sport Spanish Federations with athletes with a disability with possibilities to attend Paralympic Games

- Royal Spanish Cycling Federation
- Royal Spanish Equestrian Federation
- Royal Spanish Canoeing Federation
- Spanish Rowing Federation
- Royal Spanish Tennis Federation
- Royal Spanish Table Tennis Federation
- Royal Spanish Archery Federation
- Spanish Triathlon Federation
- Royal Spanish Sailing Federation





Comité Paralímpico Español

Main competences of the Spanish Paralympic Committee

Management of ADOP Plan :

The ADOP Plan was created with the aim of supporting all those involved in the Paralympic high performance, assemble the best team and get the team gets in the best possible conditions to the Paralympic Games .

Social awareness actions :

The NPC develops a series of actions of social awareness and dissemination of sport through the media, with special emphasis on television and through direct actions.

Participation in the Paralympic Games :

The aim of the NPC: to maximize the number of athletes in the Paralympic Games with options to get the best possible results .



Comité Paralímpico Español

Results of the Spanish Paralympic Team in Rio 2016

[illegible]



National Medal Table

	FEDC (Blind)				FEDDF (Physical Disabled)				FEDDI (Intellectually Disabled)				One-Sport Federations				Totals			
	G	S	B	Total	O	P	B	Total	O	P	B	Total	O	P	B	Total	O	P	B	Total
Athletics	3	1	2	6		1		1									3	2	2	7
Basketball						1		1										1		1
Cycling														1	2	3		1	2	3
Swimming	2		3	5	3	8		11	1			1					6	8	3	17
Triathlon															1	1			1	1
Table Tennis														2		2		2		2
TOTAL	5	1	5	11	3	10		13	1			1		3	3	6	9	14	8	31



Medal Table by Nations

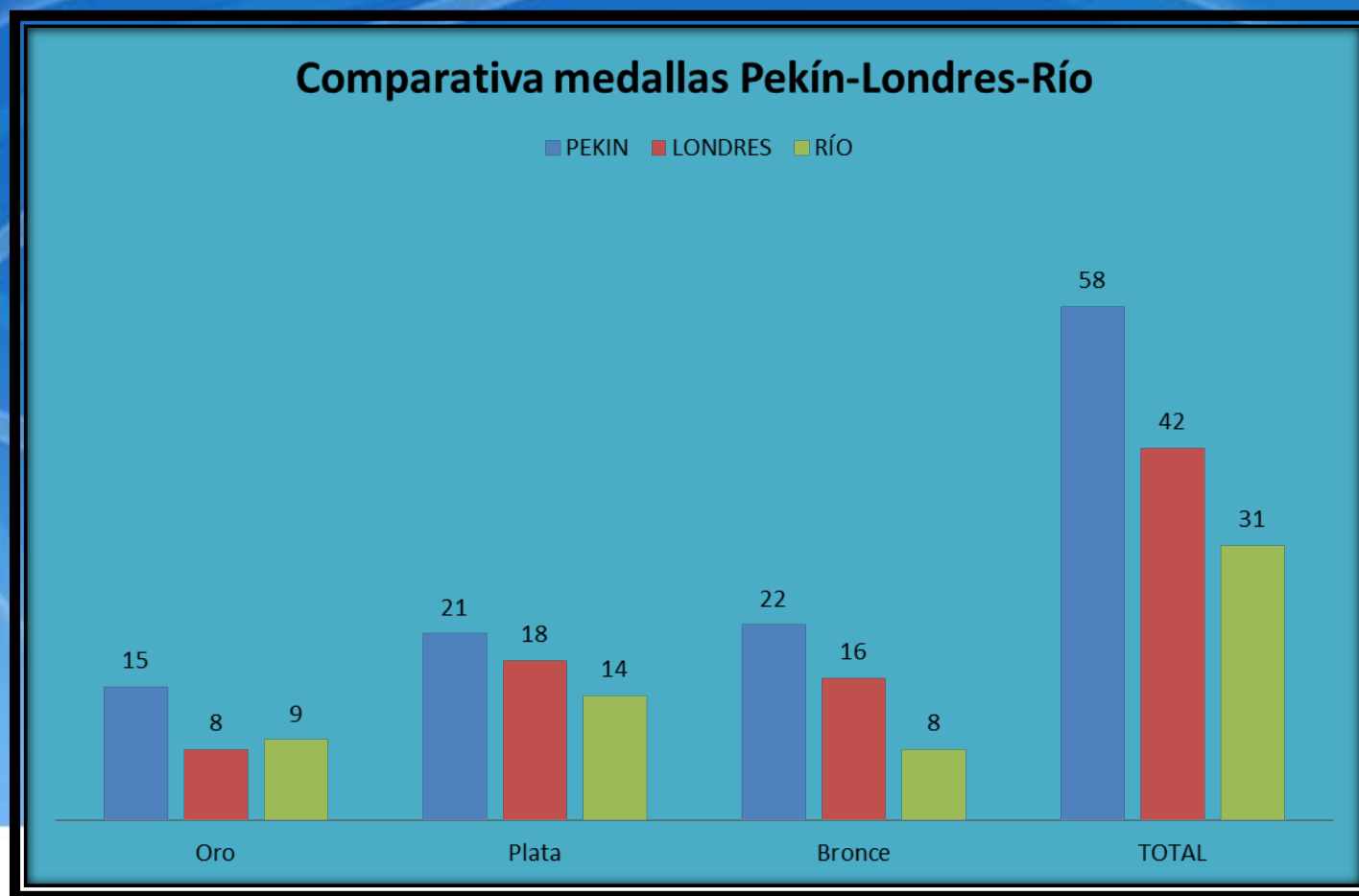
Medallero de países

RNK	PAIS	ORO	PLATA	BRONCE	TOTAL
1	China	107	81	51	239
2	Gran Bretaña	64	39	44	147
3	Ucrania	41	37	39	117
4	Estados Unidos	40	44	31	115
5	Australia	22	30	29	81
6	Alemania	18	25	14	57
7	Holanda	17	19	26	62
8	Brasil	14	29	29	72
9	Italia	10	14	15	39
10	Polonia	9	18	12	39
11	España	9	14	8	31
12	Francia	9	5	14	28
13	Nueva Zelanda	9	5	7	21
14	Canadá	8	10	11	29
15	Iran	8	9	7	24
16	Uzbekistán	8	6	17	31
17	Nigeria	8	2	2	12
18	Cuba	8	1	6	15
19	Bielorusia	8	0	2	10
20	Corea	7	11	17	35



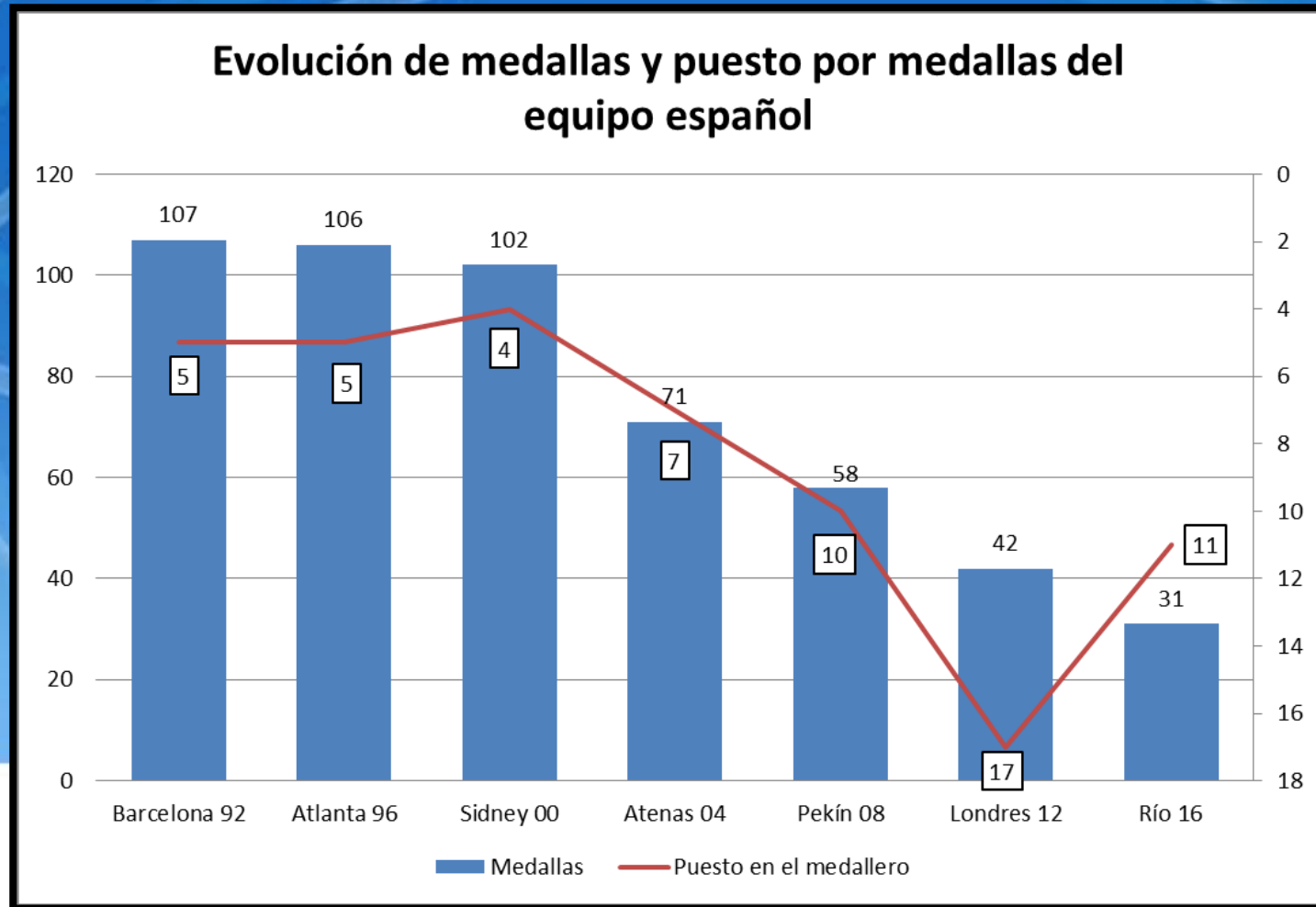
Comité Paralímpico Español

Progress in the National Medal Table 1





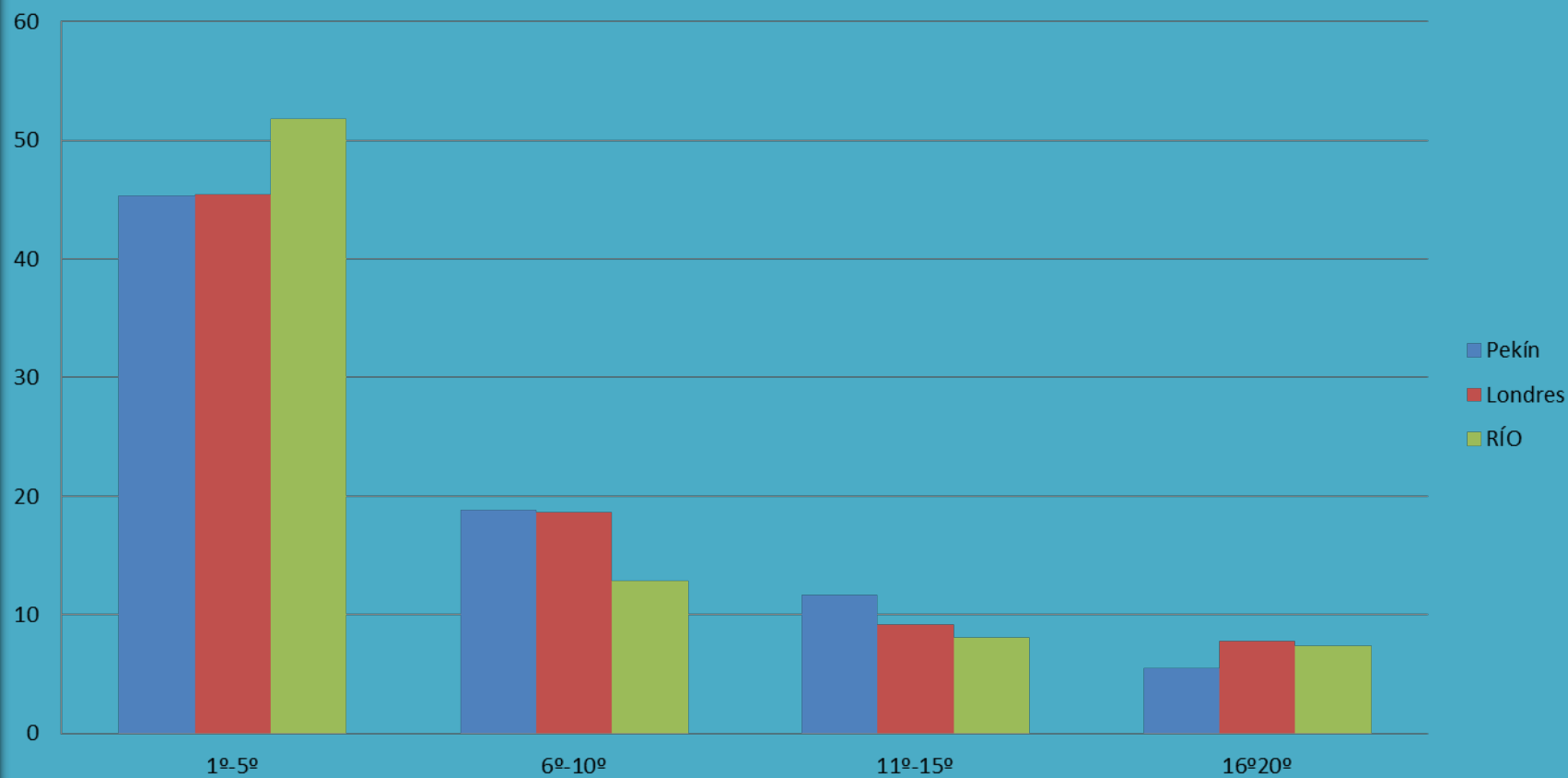
Progress in the National Medal Table 2





Progress in the National Medal Table 3

Comparativa distribución de puestos



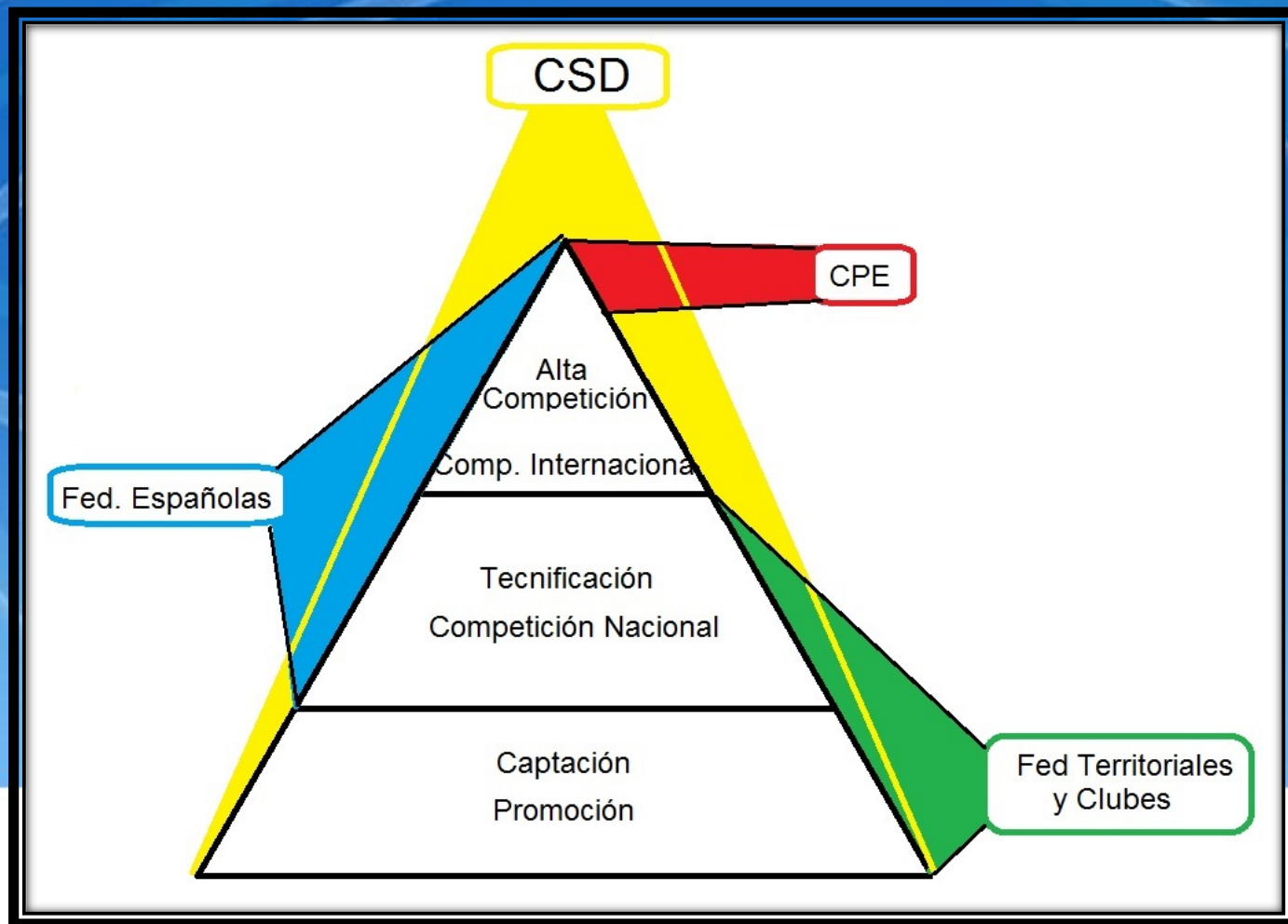


Comité Paralímpico Español

Paralympic Athletes in SPC.



Organization of Sport in Spain





PROGRAMS IN THE ADOP PLAN

- ☐ Program of direct support to athletes
- ☐ Program of Paralympic High Performance
- ☐ Program of direct support to Federations
- ☐ Program of Sport Development
- ☐ Program of sponsorship loyalty and social return



ADOP

Apoyo al
Deporte
Objetivo
Paralímpico



Different SPC

- ☐ High Performance Centres (4)
- ☐ Specialised High Performance Centres (5)
- ☐ Sports Development Centres (14)
- ☐ Specialised Sports Development Centres (28)





Start of Paralympic Sport in en SPC

- ☐ **First paralympic athletes in SPC 1997-2004**
 - ☐ **Athletes who were included in already existing groups**
 - ☐ **Athletes who kept their own**

Centres used by Paralympic athletes from season 2005/2006

- ☐ **High Performance Centres (3)**
- ☐ **Sports Development Centres(6)**
- ☐ **Specialised Sports Development Centres (5)**



Summer sports athletes who have been at SPC for the full season

2005/06	2006/07	2007/08	2008/09	2009/10	2010/11	2011/12	2012/13	2013/14	2014/15	2015/16
17	31	48	64	59	6	52	40	48	40	44



Athletes training in SPC participant in PPGG and average (%) of medals won

MEDALIST ATHLETES TRAINING IN SPC 2012

		2012	% ATHLETES	MEDALS SPC	% SPC
PPGG PARTICIPANT ATHLETES TRAINING IN SPC		37	29,13%	18,5	44,05%
PPGG PARTICIPANT MALE ATHLETES TRAINING IN SPC		23	23,47%	13,5	
PPGG PARTICIPANT FEMALE ATHLETES TRAINING IN SPC		14	48,28%	5	

MEDALIST ATHLETESTRaining IN SPC 2016

		2016	% ATHLETES	Nº MEDALS SPC	% SPC
PPGG PARTICIPANT ATHLETES TRAINING IN SPC		30	27,03%	14,33	46,23%
PPGG PARTICIPANT MALE ATHLETES TRAINING IN SPC		23	27,71%	7,33	
PPGG PARTICIPANT FEMALE ATHLETES TRAINING IN SPC		7	25,00%	7,00	



Comité Paralímpico Español

¡¡¡THANK YOU!!!